

PHASE NOISE (1 Hz BW, typical)

TEL: (858) 621-2700
 URL: www.zcomm.com
 EMAIL: applications@zcomm.com

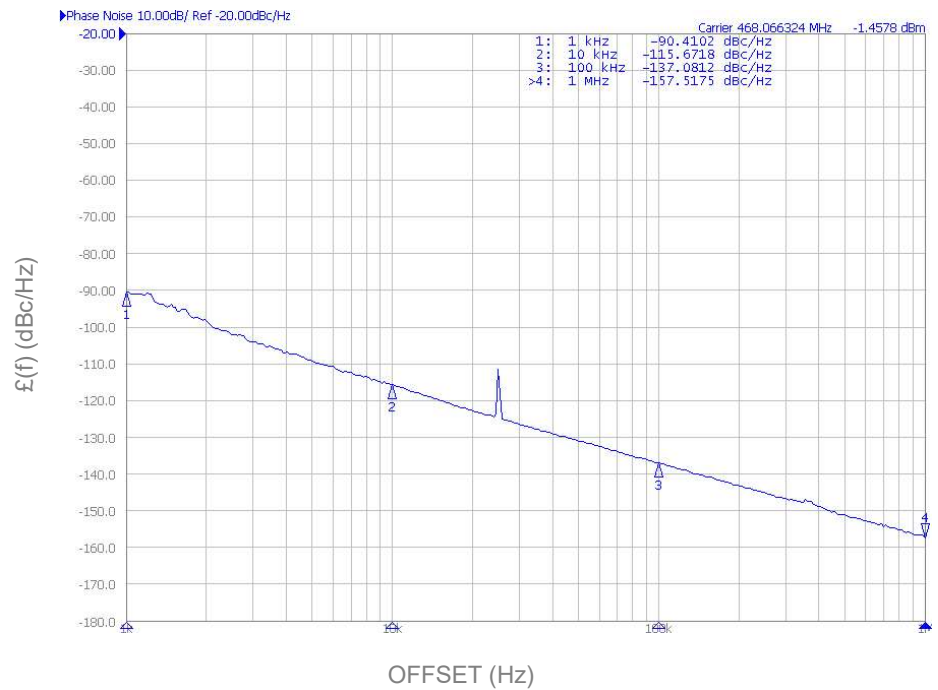
Voltage-Controlled Oscillator Surface Mount Module

Applications

Communication Systems
 Test Equipment

Application Notes

AN-101: Mounting and Grounding
 AN-102: Output Loading
 AN-107: Manual Soldering



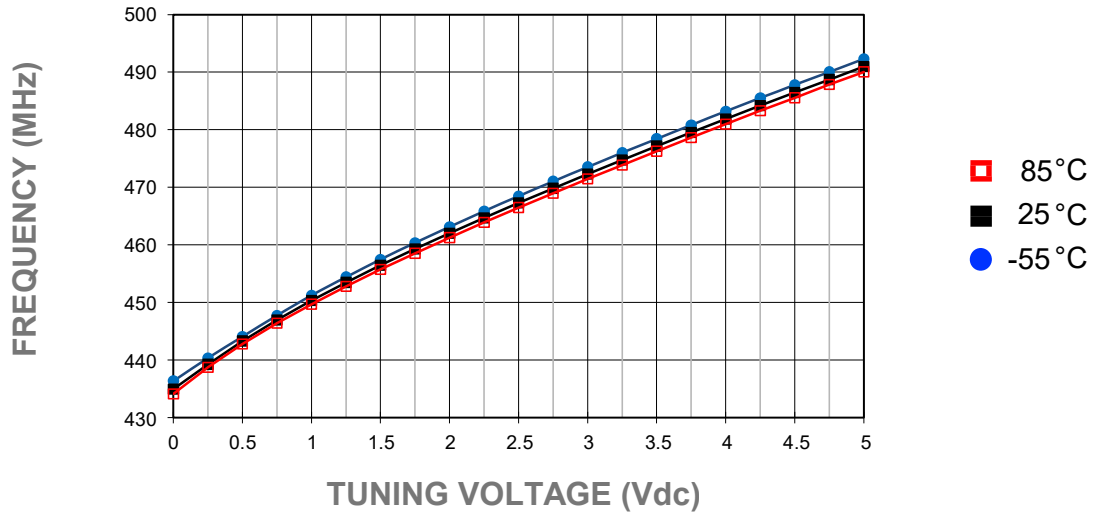
Performance Specifications	Min	Typ	Max	Units
Oscillation Frequency Range	450		485	MHz
Phase Noise @ 10 kHz offset (1 Hz BW)		-116	-113	dBc/Hz
Harmonic Suppression (2nd)		-18		dBc
Tuning Voltage	0.25		5	Vdc
Tuning Sensitivity (avg.)		10		MHz/V
Power Output	1.5	4	6.5	dBm
Load Impedance		50		Ω
Input Capacitance			150	pF
Pushing			1	MHz/V
Pulling (dB Return Loss, Any Phase)			1	MHz
Operating Temperature Range	-55		85	$^{\circ}\text{C}$
Package Style	MINI-16M-LOW			

Power Supply Requirements	Min	Typ	Max	Units
Supply Voltage (Vcc, nom.)		5		Vdc
Supply Current (Icc)		18	25	mA

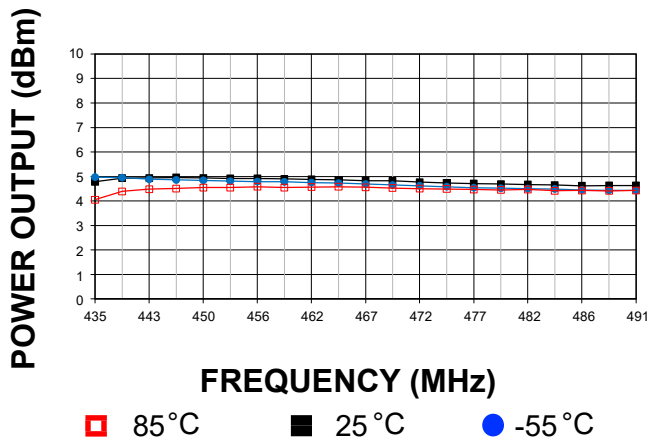
Additional Notes

Storage Temperature: -65 to 100 $^{\circ}\text{C}$

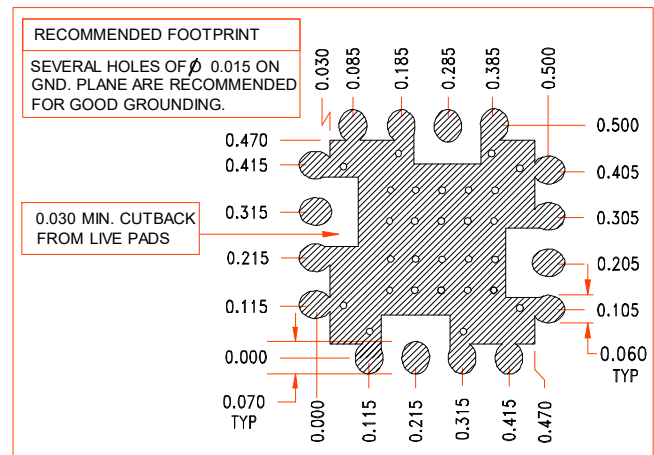
Tuning Curve, typ.



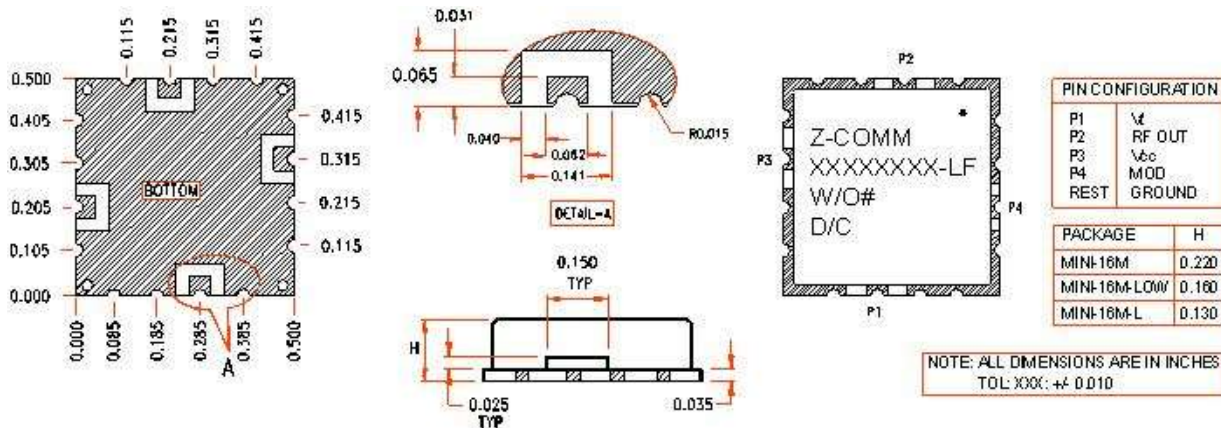
Power Curve, typ.



Footprint



Physical Dimensions



LFSuffix = RoHS Compliant. All specifications are subject to change without notice.